
















## OVERVIEW

### SLIDING GATE OPERATORS

	NovoGate	PowerSlide	C721	741 E Z16	844 ER Z16
<b>Max. door weight (kg)</b>					
<b>Versions</b>	Electro-mechanical 24 V sliding gate operator	Electro-mechanical 24 V sliding gate operator	Electro-mechanical 24 V sliding gate operator	Electromechanical 230 V sliding gate operator	Electro-mechanical 230 V sliding gate operator
<b>Operating area</b>	Private	Private and small trade	Private and small trade	Private	Trade
<b>Power (N) / Torque (Nm)</b>					
<b>Running speed (m/min.)</b>					
<b>Emergency release</b>	Integrated	Integrated	Integrated	Lockable rotary handle	Lockable trip lever
<b>Obstacle detection</b>	Integrated	Integrated	Integrated	<i>Optionally:</i> via encoder	Integrated
<b>Control unit</b>	Integrated	Integrated	E 721	740 D	780 D
<b>Soft drive</b>	<input checked="" type="checkbox"/>	<input checked="" type="checkbox"/>	<input checked="" type="checkbox"/>	<input checked="" type="checkbox"/>	<input checked="" type="checkbox"/>
<b>Power consumption</b>	280 W	540 W	290 W	500 W	650 W